



Excellent in Education
Strong in Science



A Guide Book *for International Student*

Located Jl. Lidah Wetan, Surabaya (60213)
T: +6231-99423002 F: +6231-99424002
Email: info@unesa.ac.id

2020



A Guide Book for International Student

Foreword

I wholeheartedly welcome you all to Universitas Negeri Surabaya (Unesa). Unesa is one of state universities in Surabaya predicated A, ranked by National Accreditation Board of Higher Education, Republic of Indonesia. As one of the top universities in Indonesia, we provide interdisciplinary research and offer 62 study programs from bachelor to doctoral degrees.

We open all departments to foreign students, delivered both in Indonesian language and a few in English. Thus, you will mostly learn various Indonesian cultures as well as conceptual values which we update continuously. All classes and teaching and learning activities lie on our University jargon, Growing with Characters. In order to serve our students, we put forward good characters in the heart of our service, teaching and learning programs.

The university is also supported by professional administrative staff who will help you in adapting with Indonesian cultures. I assure you that you will get help and supporting systems to ensure your comfortable stay and study at Unesa. Thus, do not hesitate to ask any questions if you need a help.





Table of Content

Academic

7	Why This Campus? Design Your Degree
9	Design Your Degree
16	University Life
23	How to Apply
26	How to Get the Student Card
27	Academic and English Language Criteria and Centre for Bahasa Indonesia and English Teaching
28	Fees and Costs
28	Scholarships
30	Key Dates
31	Precedure of getting visa
32	Preparing for University

33	Campus Map
34	Support Center/Facilities
37	Global Opportunities
37	International Office information

Non-Academic

Accommodation	39
Money, banking and budgeting	40
Communications	44
Working and Worker's Rights	45
Transport	46
Health and Well-being Services	50
Safety	51
Things to do Before You Arrive	53
Get to know Surabaya	56
Procedure at Immigration	82

Academic





1. Why This Campus?

As the name reflects, Universitas Negeri Surabaya (Unesa) is located in Surabaya, the capital of East Java province. It has two main campuses, one in the western part of Surabaya and the other in the southern part the city. Surabaya itself is the second biggest city of Indonesia after Jakarta and is recognized as the city of heroes, the city of arek Surabaya (Surabaya people) who are characteristically warm and egalitarian. Studying at or simply visiting Unesa, therefore, gives two extra benefits: the warm and welcoming attitude of the people in Surabaya and an opportunity to explore the heroic nature of the metropolitan city.

For many years, Unesa has developed a character to be a university with excellence in both educational and non-educational science programs. Seven faculties cater undergraduate level of studies, each focusing on one of these areas of disciplines: Educational Sciences, Social Sciences and Law, Science and Mathematics, Engineering, Sport Sciences, and Economics. The postgraduate faculty caters those who pursue a masters or doctorate degree in the following areas: Mathematics Education, Science Education, Sports Education, Sports Science, Language and Literature Education, Education Arts and Culture Education, Social Sciences Education, Vocational and Technology Education, Economics Education, Special Education, Educational Technology.



International Rank-According to Webometrics

World Rank:

3,811 from about 28,000 universities

Asia Pacific Rank:

1,357 out of more than 14,535 universities

South East Asia Rank:

121 out of more than 3,559 universities

National Rank-According to Ministry of Research, Technology and Higher Education

Indonesia Rank:

22 of more than 2,141 universities

2. Design Your Degree



Unesa offers more than 87 study areas for undergraduate and postgraduate programs. Undergraduate programs will normally be completed for 3.5 to 4 years of study, while master programs take 1.5 to 2 years to be completed, and doctorate programs generally take up to 3 years to finish.

Unesa applies a very dynamic and well-structured curriculum in line with the Indonesia's Ministry of Education and Culture guidelines.

A. Undergraduate Program



1) Faculty of Education

- a) Guidance and Counselling
- b) Curriculum and Education Technology
- c) Psychology
- d) Non-formal Education
- e) Special Education
- f) Elementary Teacher Education
- g) Educational Management
- h) Early Childhood Education



2) Faculty of Language and Arts

- a) English Education
- b) English Literature
- c) Indonesian Language and Literature Education
- d) Indonesian Literature
- e) German Education
- f) German Literature
- g) Japanese Education
- h) Javanese Language and Literature Education
- i) Chinese Education
- j) Drama, Dance and Music Education
- k) Music Art
- l) Fine Art Education
- m) Fine Art
- n) Visual Communication Design
- o) Applied Graphic Design



3) Faculty of Mathematics and Natural Sciences

- a) Mathematics
- b) Mathematics Education
- c) Physics

- d) Physics Education
- e) Chemistry
- f) Chemistry Education
- g) Biology
- h) Biology Education
- i) Science Education

4) Faculty of Social Sciences and Law

- a) Pancasila and Civics Education
- b) History Education
- c) Public Administration Science

- d) Geography Education
- e) Social Science Education
- f) Law
- g) Sociology
- h) Communication Science





5) Faculty of Engineering

- a) Mechanical Engineering
- b) Mechanical Engineering Education
- c) Culinary Arts Education
- d) Fashion Education
- e) Cosmetic Sciences Education
- f) Nutritional Sciences
- g) Informatics Engineering
- h) Informatics Engineering Education
- i) Information System
- j) Electrical Engineering
- k) Electrical Engineering Education
- l) Civil Engineering
- m) Civil Engineering Education
- n) Applied Electrical Engineering
- o) Applied Informatics Management
- p) Applied Mechanical Engineering
- q) Applied Civil Engineering
- r) Applied Transportation
- s) Applied Culinary Arts
- t) Applied Fashion

6) Faculty of Sport Sciences

- a) Bachelor of Physical Education
- b) Bachelor of Sports Sciences
- c) Bachelor of Sports Coaching Education



7) Faculty of Economics

- a) Administration Education
- b) Accounting Education
- c) Islamic Economics
- d) Accounting
- e) Economics
- f) Business Administration Education
- g) Management




B. Postgraduate Program

1) Master Program

- a) Mathematics Education
- b) Language and Literature Education
- c) Sport Science
- d) Science Education
- e) Elementary Teacher Education
- f) Educational Management
- g) Technology and Vocational Education
- h) Educational Technology
- i) Social Sciences Education
- j) Arts and Culture Education
- k) Special Education
- l) Economics Education
- m) Non-formal Education
- n) Management
- o) Geography Education
- p) Guidance and Counselling

2) Doctorate Program

- a) Science Education
- b) Educational Technology
- c) Educational Management
- d) Language and Literature Education
- e) Sports Science
- f) Mathematics Education
- g) Vocational Education



3. University Life

Students' Union

There are many clubs, societies, and unions which are available for students at Unesa.



a. Handball

Schedule: Tuesday and Thursday

Time: 3 PM – finished

Venue: International Futsal Sport Centre UNESA Lidah Wetan

Instagram: @handball_unesa

c. Basketball

Schedule: Monday - Thursday

Time: 6:30 PM

Venue: Basketball Court FIO Unesa Lidah Wetan

Instagram: @timbasketunesa

b. Volleyball

Schedule and Time:

Women: Monday and Wednesday at 3:30 PM – 6 PM

Men: Tuesday and Wednesday at 6 PM – 9:30 PM

Venue: Gelanggang Pemuda Unesa Lidah Wetan

Instagram: @ukmbolavoliunesa

d. Football

Schedule: Tuesday and Thursday

Time: 3:30 PM

Venue: Football Field Unesa Lidah Wetan

Instagram: @sepakbolaunesa

e. Futsal

Schedule: Monday, Wednesday and Friday

Time: 3 PM

Venue: International Futsal Sport Centre Unesa Lidah Wetan
Instagram: @futsal_unesa

f. Badminton

Schedule: Monday and Wednesday

Time: 3:30 PM

Venue: GOR BIMA Unesa Lidah Wetan
Instagram: @ukmbadmintonunesa

g. Boxing

Schedule and Time:

Monday at 7 PM Wednesday at 4 PM Friday at 4 PM

Venue: Monday at Unesa Ketintang Wednesday and Friday at Unesa Lidah Wetan
Instagram: @ukm_tinju_unesa

h. Ju-jitsu

Schedule: Monday - Friday

Time: 4 PM – 6 PM

Venue: Monday and Friday at Building H7 Unesa Ketintang Tuesday and Thursday at FIP Unesa Lidah Wetan
Instagram: @jujitsuunesa
Website: <https://jujitsuunesa.wordpress.com/>

Facebook: Jujitsu Dojo Unesa

i. Karate

Instagram: @ukmkarateunesa

j. Tennis

Schedule: Monday, Wednesday and Thursday Time: 4 PM – 7 PM

Venue: Tennis Court Unesa Lidah Wetan
Instagram: @ukmtenis_unesa

k. Cricket

Schedule: Monday, Wednesday and Friday

Time: Monday and Wednesday at 3 PM Friday at 6 PM

Venue: Monday and Wednesday at Softball Field, Unesa Lidah Wetan Friday at Gelanggang Pemuda Unesa Lidah Wetan
Instagram: @cricket.unesa

l. Taekwondo

Schedule: Monday and Wednesday

Time: 7 PM – 9 PM

Venue: Monday at GOR Futsal International Unesa Lidah Wetan Wednesday at Gedung GEMA Unesa Ketintang
Instagram: @taekwondo_unesa

m. Tarung Derajat

Schedule: Monday and Wednesday

Time: 3:30 PM

Venue: GOR BIMA Unesa Lidah Wetan

Instagram: @satlat_unesa

n. Kependudukan (Civilization)

Instagram: @

ukmkependudukanunesa

Facebook: UKM Kependudukan Unesa

Website: <http://>

kependudukanunesa.blogspot.com/?m=0

o. Persaudaraan Setia Hati Terate

Schedule: Monday – Thursday Time:

7 PM – 10 PM

Venue: Faculty of Education Unesa

Lidah Wetan Instagram: @psht_unesa

p. Pencak Organization

Schedule: Monday, Wednesday and

Thursday Time: 6:30 PM – 8 PM

Venue: Unesa Lidah Wetan dan

Unesa Ketintang Instagram: @pencakorganisasi_unesa

q. Shorinji Kempo

Website: <https://kempounesa.wordpress.com/>

Instagram: @kempounesa





r. Athletic

Instagram: @ukmatletikunesa

s. Sepak Takraw

Instagram: @ukmssepaktakraw

t. Petanque

Instagram: @unesa_petanqueclub

u. Softball

Schedule: Monday, Wednesday and

Thursday Time: 3:30 PM – 5:30 PM

Venue: Softball Field Unesa

Instagram: @unesasoftball

v. Floorball

Schedule: Tuesday and Thursday

Time: 6 PM – 9 PM

Venue: GOR BIMA Unesa Lidah

Wetan

Instagram: @floorball_unesa

w. Wrestling

Schedule: Monday, Tuesday and
Wednesday

Time: 4 PM

Venue: GOR BIMA Unesa Lidah
Wetan

Instagram: @ukmgulat_unesa

x. Swimming

Schedule: Monday and Wednesday

Time: 6 PM – 8 PM

Venue: SSC/ Kolam Renang Unesa
Lidah Wetan

Instagram: @ukmrenang_unesa

y. Hockey

Instagram: @ukmhockeyunesa



z. Archery

Schedule: Monday and Wednesday

Time: 3 PM

Venue: Softball Field Unesa Lidah Wetan

Venue: The Sawunggaling

Performance Hall Unesa Lidah

Wetan

Instagram: @teatersendratasik_

aa. Massage

Schedule: Tuesday

Time: 3 PM – 5 PM

Venue: Massage Room. Building U2, Lt.2, Faculty of Sports Sciences Unesa Lidah Wetan

gg. Perisai Diri

Schedule: Wednesday and Sunday

Time: 3:30 PM – 5:30 PM

Venue: Building H6 Unesa Ketintang

bb. Muslim students' association

Instagram: @ukkiunesa

Secretariat: Baitul Makmur 1

Mosque Unesa

hh. Mountaineering Club

Secretariat: Building P7 Unesa Lidah Wetan

cc. Hindu students' association

Instagram: @ukkhunesa

ii. Student Regiment

Instagram: @menwa_unesa804

dd. Christian students' association

Instagram: @kmkunesa

jj. Scout Schedule: Sunday

Time: 7 AM

Venue: Graha Bakti Pramuka Unesa Lidah Wetan

Instagram: @pramukaunesa

ee. Dance

Schedule: Friday

Time: 5 PM - finished

Venue: The Sawunggaling Performance Hall Unesa Lidah Wetan

Instagram: @ukmkkmtariunesa

kk. Science Club

Website: <http://ukim.unesa.ac.id/>

Instagram: @ukim_unesa

Facebook: UKIM Unesa

YouTube: UKIM Unesa

ff. Theater

Schedule: Friday Time: 3 PM

ll. Students' Choir

Instagram: @ukpsm_unesa

mm. Photography

Instagram: @afo_aktifitasfotografi

Annual Events

a. National University Debating Championship (NUDC)

The participant of NUDC is all active students of the Bachelor Program or Diploma in Higher Education within the Ministry of Education and Culture that registered in the Higher Education Database (Pangkalan Data Pendidikan Tinggi (PD-Dikti)).

For further information: <https://ldikti1.ristekdikti.go.id/berkas/pedomanNUDC2019Update.pdf>

b. KDMI (Students Debate Competition)

The participant of KDMI is all active students of the Bachelor Program or Diploma in Higher Education within the Ministry of Education and Culture that registered in the Higher Education Database (Pangkalan Data Pendidikan Tinggi (PD-Dikti)).

For further information: https://www.kopertis7.go.id/uploadmateri_pedoman/PEDOMAN-KDMI-2019.Pdf





c. **Pilmapres (The Most Outstanding Student Competition)**

The implementation of Pilmapres conducted by The Ministry of Education and Culture begins with the selection at the College level. Participants who pass the College level selection then registers online to participate in Stage 1 selection. Participants who pass the Stage 1 has the right to participate into Stage 2 selection after fulfilling the requirements.

Participants who pass the Stage 2 Will be invited to the Final Stage selection.

For further information: <https://l1dikti5.ristekdikti.go.id/home/detailpost/pemilihan-mahasiswa-berprestasi-pilmapres-tahun-2020>

d. **Program Mahasiswa Wirausaha (Students' Entrepreneurship Program)**

It is a program for students who are interested in entrepreneurship. They compete to get the grant from university of their business idea written in a business plan .

For further information: <https://pmw.unesa.ac.id/>

4. How to Apply

a. Requirements


1. Candidate information form
2. Scanned Passport
3. Recent Formal Photograph
4. Scanned Latest Academic Certificate/Diploma
5. Scanned Latest Academic Transcript
6. Scanned Latest Medical Statement
7. Filled Candidate Information Form
8. Filled UNESA Health Information Form
9. Filled Statement Letter for Behavior and Funding Commitment
10. A recent formal photograph (red background)

b. Procedure

1. International students open Unesa website or the OIA Unesa website from which international students can obtain information regarding our registration process. (www.oia.unesa.ac.id)
2. International students determine the courses of interest and apply for registration. Prospective students should send the required documents to Unesa via OIA Unesa mail.



3. International students take a new student admission selection test online.
4. The academic affairs office announces whether the international students are accepted/failed to study at Unesa, addressed to OIA Unesa.
5. OIA Unesa issues a Letter of Acceptance (LoA) / Letter of Regret signed by the Vice Rector for Academic Affairs for the international students.




6. OIA Unesa sends LoA to the international students as a requirement for processing visa in the student's home country.
7. International students who are declared to be accepted must pay tuition fees by bank transfer. The payment mechanism will be sent to each student.
8. International students submit files related to the immigration process to OIA Unesa mail. (international_office@unesa.ac.id)



5. How to Get the Student Card

As being registered and accepted to be the students of university, international students will get student card not later than one month from the university. Students could take the card at international office



6. Academic and English Language Criteria and Centre for Bahasa Indonesia and English Teaching

Applicants must hold Paper based TOEFL: 500 or IELTS equivalent

- Undergraduate : Applicants must hold high school diploma
- Postgraduate : Applicants must hold bachelor degree and/or master degree.

English Proficiency Certificate For Bahasa Indonesia Program

International students have to pass an internal Indonesian language tests (written and oral) organized by Bahasa Indonesia for Non-native Speakers (BIPA) Unesa. If they do not pass the test, they have to take one semester BIPA program by their own funding.

English Proficiency Certificate For English Program

Minimum score:

- **TOEFL IBT : 64**
- **IELTS : 5.5**
- **TOEFL ITP : 500**
- **TOEIC : 700**

It could be replaced by statement letter by University/School principle which stating that English is used as the medium of instruction.

7. Fees and Costs

Fees and Costs will involve the institutional fee, annual fee, and amenities. However, fees and cost are subjects to change. Please refer to the unesa.ac.id for updated list.

8. Scholarships

1. Unesa offers -ISS (International Students Scholarship)

That is a scholarship offered to provide a wide opportunity for international students to study at Unesa. Unesa ISS offers free tuition fee, Idormitory, and free language program (Bahasa Indonesia for Non-Native Speakers) for highly motivated international students. The scholarship is given for 1 year BIPA, 5 years for undergraduate, 3 years for master and 4 years for Ph.D. under the condition the the grantess could maintain and manifest consistent academic standing.

ELIGIBILITY REQUIREMENTS

Applicants must:

- Be non-Indonesian citizens (those who hold Indonesian citizenships are not eligible)
- Hold high school diploma for undergraduate/BIPA program
- Hold bachelor degree and/or master degree for postgraduate program,
- Show a strong interest in seeking a full-time degree at UNESA

- Have preparation in, and a demonstrated commitment to the chosen field of study
- Be willing and able to attend an interview session in Indonesia or over a video call

TERMS AND CONDITIONS

- The grantee is required to maintain a minimum Grade Point of Average (GPA) 2.75 out of 4.0
- The university could terminate the scholarship if grantee is failed to maintain satisfactory academic progress and/or violate the university rules.
- The grantee should repay the scholarship if he/she decides to terminate before the completion of the program

PROCEDURE

- Applicants could visit www.oia.unesa.ac.id to download behaviour and financial commitment letter
- Applicants submit the requirements online through: bitlywww.oia.unesa.ac.id/admission

2. DARMASISWA

This scholarship is offered to all international students from countries which have diplomatic relationship with Indonesia to study Bahasa Indonesia, art, and culture. Further information is available on <http://darmasiswa.kemdikbud.go.id>

9. Key Dates

a. Semester Schedule

Semester	Period	Duration
First of the commencing year	September-December	16 weeks
Second of the commencing year	February-May	16 weeks

b. Enrolment Schedule

Program	Application Submission and Selection Process	Announcement	Start of Class
Undergraduate	June-August	August	September
Master and Doctoral	March-August	March-August	September

10. Procedure of getting visa (imigration)

All International students who wish to study for 2 – 6 months and more must apply for a Student Visa (VITAS 316), and for less than 60 days staying program must apply Social Vis (VKSB 211A).

Visa application in Indonesia Embassy is required Visa Authrization Letter from Indonesia Ministry, the letter must be applied three (3) months prior the arrival. UNESA International Office will help students to apply for the Visa Authrization Letter after we received transferred Administration and Immigration Fee. Any information will be updated by email.

TELEX VISA: IDR 200.000

VISA EXTENSION

VKSB 211A

IDR 400.000 for 30 days extension

VITAS 316

IDR 1.305.000 for 6 months IDR 2.500.000 for 1 year IDR 3.900.000 for 2 years (estimation)

to get the ITAS (Stay Permit) students should proceed:

- STM (Police Report Letter)
- Police Travelling permit (SKJ)
- Domicile Certificate of Community Unit (RT/RW), village (Kelurahan) and city (SKTT)

ADMINISTRATION/IMMIGRATION FEE : Plus \$30 for all Administration and Immigration Fee



11. Preparing for University (Enrollment and Welcome Week)

Enrollment

Registration is divided into two stages, namely online registration and offline registration. Online registration is done by uploading some personal data through the page pmbisipenmaru.unesa.ac.id , then offline registration is intended to verify files, health check, and take the university official jacket. Further information can be found at <https://sipenmaru.unesa.ac.id>.

Welcome Week

The welcome week for undergraduate students at Unesa is called as PKKMB or Introduction to New Student Campus Life. The welcome week is held for five days, one week before the odd semester begins. Welcome week consists of several events including:

1. Campus orientation
2. Presentation of the lecture system at Unesa
3. Students' Union Expo
4. Faculty orientation
5. Department orientation
6. Enrolling for courses.

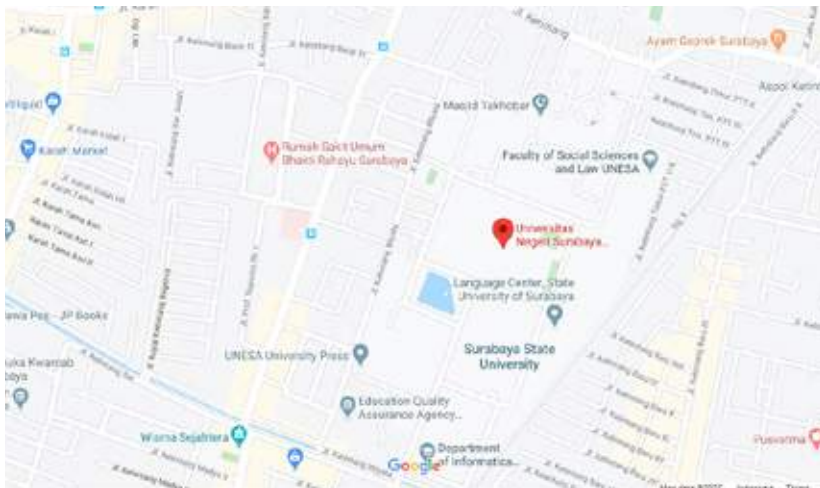
Welcome week for postgraduate students is conducted for one day only through the postgraduate lecture orientation seminar.

12. Campus Map

Lidah Wetan Campus



Ketintang Campus





13. Support Center/Facilities

- **Virtual Learning Service** - Electronic learning system or e-learning
- **Academic Information System Services** - A system designed for the purposes of managing academic data with the application of information technology in the tertiary environment
- **Hotspot / Wifi service**
- **School Information System Introduction to School Field** - a system designed for the purposes of managing school field introduction data with the application of information technology in the tertiary environment.
- **Real Job Lecture Information System Services** - a system designed for the purposes of managing real job lecture data with the application of information technology in the tertiary environment.
- **Email Service**

1. Counselling and Psychological Services

- Counselling and Psychological Services in every Faculty and Major
- Counselling and Psychological Services by Daring (virtual)

2. Disability Service (Service for distability student)



3. Library Service

- Reference services - 7,397 reference collections can be utilized by users in the Reference room (F1.02) during library operating hours.
- Periodical Services - provide both scientific and popular information services contained in the collection of library materials which are published regularly
- Collection of Scientific Works - Dissertation (S-3), Thesis (S-2), Thesis (S-1), and Final Project / TA (Diploma), in print for the last 3-5 years, available at F2.02



- Reserve collection - 3.309 reserve collections can be used by users in the Reference Room (F3.02) during library operating hours.
- Digital collection - Final graduate work, lecturer and tendik work, subscribed articles downloaded, subscribed e-journals, and purchased e-books, are available on the UNESA DIGITAL LIBRARY menu library website.
- Sakti Card Collection - This card can be used to visit (read on-site and photocopy) to state university libraries in Java
- Circulation collection - 78,220 circulation collections can be borrowed by users in the circulation room (F3.02) during library operating hours.
- Penalty Management - Payment of fines for late repayment of libraries is served at the TU Room Counter (F2.01.05) with the cash system.
- Management of Free Library (Management of certificate of library free loan is served at the TU Room Counter)

4. Multifaith Chaplaincy Center



Place of Worship (Mosque)

For more information International Student can open Unesa website at www.unesa.ac.id or te International Office Unesa website at www.kui.unesa.ac.id

14. Global Opportunities

a. SEA – Teacher

SEA – Teacher is an exchange program for students majoring in Education to conduct teaching practices in ASEAN countries. The main objective of this program is to share learning experiences in neighboring countries.

b. BIPA

BIPA (Bahasa Indonesia for Non-Native Speakers) is a program for foreigners to learn bahasa Indonesia, art, and culture.

For further information: Website: <http://pusatbahasa.unesa.ac.id/page/BIPA>
Instagram: @bipaunesa

15. International Office information

Office of International Affairs Universitas Negeri Surabaya Gedung Rektorat Lt. 1 Kampus Unesa Lidah Wetan Surabaya Surabaya 60213, Jawa Timur, Indonesia

For further information:

Website: <https://oia.unesa.ac.id/> Email: international_office@unesa.ac.id Instagram: @oiaunesa

2

Non-Academic

1. Accommodation

On-Campus Accommodation

There are a limited number of places for international students who want to live on the University campus. There are several options close to the Lidah Wetan Campuses including Student Center, and Dormitory. For more information about the various on-campus accommodation options and about how to apply, please visit <https://asrama-kontainer-unesa.business.site>.

Off-Campus Accommodation

If you want to live off-campus, it is best that you physically inspect the property before signing a contract. Make sure you allow time to look for accommodation by arranging temporary accommodation when you arrive in Indonesia. There are a variety of off-campus accommodation options that range from shared accommodation and boarding house.

Shared accommodation is where a number of housemates share an apartment or a house, and can offer good value for money to students. These are usually furnished and include internet connection. You may find shared accommodation listings on popular websites, such as mamikos.com.

Boarding house accommodation is a house (frequently a family home) in which lodgers rent one or more rooms for one or more nights, and sometimes for extended periods of weeks, months, and years. The common parts of the house are maintained, and some services, such as laundry and cleaning, may be supplied. Many of the lodgers might not advertise their accommodations via online, so you have to do the physical survey this type of accommodation. However some of them happen to share their accommodations on popular websites such as mamikos.com.

2. Money, banking and budgeting

a. Setting Up a Bank Account

How to register a BTN bank account:

1. Prepare complete documents and sufficient money for the first deposit.
 - Personal Documents consist of: Passports & KITAS / KITAP are still valid.
 - Balance and Deposit consist of: Initial deposit IDR 200,000; Minimum balance IDR 50,000; The continuation minimum deposit IDR 10,000.
2. Visit the nearest BTN Bank outlet or through the BTN Virtual Branch (Open Account).
3. Visit the customer service section to open a BTN Batara savings account.
4. Fill out the form and submit all the documents that have been prepared.
5. Follow all procedures directed by customer service.
6. Batara BTN savings account is ready to use.

Terms and Conditions

1. The account can be valid for Indonesian Citizens (WNI) or Foreign Citizens (foreigners).
2. Can be for prospective individual or institutional customers. The person or institution on behalf of the account opened is fully responsible for all obligations arising from the account.
3. Must attach the required documents.
4. The account is declared active and can be used effectively after being approved and activated by the Bank in accordance with the applicable provisions in the Bank.

Bank On Campus

Many bank offices and ATMs (Automatic Teller Machines) are available on campus, such as:



Bank BTN at Citraland Street,

Unesa GOR
Faculty of Sport
No. 01, Lidah
Wetan.

Bank BTN at Unesa Ketintang




Bank Jatim at Unesa Ketintang

- ATM BTN at the Faculty of Engineering.
- ATM BTN at the Unesa Rectorate Building, Lidah Wetan.

b. Exchanging Currency

Students are strongly advised to bring enough Rupiah as they arrive in Indonesia. If you do not bring any Rupiah currency with you, you are advised to change some money. Money changing facility is available at Juanda International Airport. At the airport, money-changer rates are usually slightly higher for cash. Compare this with the banks and money changers in the city who offer the most competitive exchange rates.

Various information related to currency exchange rates can be accessed online through electronic banking, mobile-banking (if you already registered a bank account) and some trusted currency exchange website (ex. web banking / Google Finance) or directly through the bank offices around campus or currency exchange company.



c. Living Costs and Budgeting



Surabaya City offers a competitive standard of living at a comparatively low cost. Compared to other study destinations, Surabaya City provides excellent value for money. The annual cost of living depends on the student's lifestyle and type of accommodation. Students should also have additional funds to pay for initial establishment costs, textbooks, equipment, incidentals, local transport, temporary accommodation and entertainment. It is also important that you allow for transport costs approximately IDR 100,000 (US\$ 10) per week if you live off-campus. Include extra costs in your budget, if you intend to do some traveling to places like Malang, Batu, Yogyakarta, or Bali while you are in Indonesia.

No.	Expenses	Estimated Cost
1.	Housing	IDR 2000K (132 USD)
2.	Meals (per month)	IDR 2500K (165 USD)
3.	Books & Supplies	IDR 400K (27 USD)
4.	Transportation (per month)	IDR 600K (40 USD)
5.	Communication	IDR 250K (17 USD)
6.	Personal Daily Needs	IDR 300K (20 USD)
7.	Incidentals	IDR 300K (20 USD)
TOTAL		IDR 6350K (421 USD)

3. Communications

Getting SIM Card

Staying connected with the people you love when living Indonesia is an important thing. Buying the Indonesian SIM Card should become an option. Having a reliable internet connection is also helpful to take advantage of the growing Indonesian online service. The transportation apps such as the uber-like Grab and Gojek. It will provide great help getting around the city of Surabaya.

It might take some time to understand how it works in the telecommunication business in Indonesia. There are loads of providers offering a plenty of mobile products. The government regulation can be confusing too as 2018 marks several changes when it comes to SIM card registration. Since 18th of April 2020, you need to register your phone IMEI first before using it in Indonesia.

Most Indonesian use prepaid SIM cards rather than post-paid ones. Customers buy a certain amount of balance called “pulsar” which later can be used to call, text, and browse the internet. Users can also use the balance to buy packages such as data package, a call package, and SMS packages. There are also packages with a combination of all three.

There are five operators in Indonesia which serve the cellular communication: Telkomsel, Indosat, XL, 3, and Smartfren. To get a SIM card in Indonesia, you just need to buy it from the kiosk or directly to the operator. An empty Indonesian SIM card without any credits or data packages usually costs as cheap as IDR 10,000. Many kiosks sell SIM cards with a pre-loaded data package. Prices vary depending on how much data customers will get. The 4G LTE network coverage almost distributed evenly throughout the country, in certain places, let say the remote place, there’s always a network coverage at least 3G network.

Connecting to the Internet

Most boarding house provides free Wi-Fi access but shared accommodation may not. If your accommodation doesn't provide the Wi-Fi access, there are two options that you may consider. You can use your cellular network to connect to the Internet by using your phone as Wi-Fi hotspot or you can buy Mi-Fi (Mobile Wi-Fi) from the operator. It will cost you about IDR 500,000 to IDR 1,000,000 for the bundling package (Mi-Fi and the data). While in campus, you need to have your Unesa e-mail to access the internet. The Unesa mail is on



4. Working and Worker's Rights

As student visa holder, international students are not allowed to work/earn a living while studying in Indonesia.

5. Transport

Bus / Minibus



Bis (buses) or bemo (minibus) are the most common means of public transportation in Surabaya. There are a large number of bus / minibus companies servicing various routes throughout Surabaya.



Train

Train service is called Commuter Line, which operates regularly from Surabaya to Porong, Sidoarjo until Bangil, Pasuruan. An available train station is in Wonokromo Station, near the Unesa Ketintang campus to connect you to Surabaya and the surrounding areas. Passengers can buy a single trip or multi trips ticket at the ticket counter of every station. Trains to other major cities in Java leave from Gubeng, Pasar Turi and Wonokromo stations. Tickets can be booked in advance. Trains have been a comfortable means of transportation for inter-city travel with reasonable price.



Taxis

Taxis are easily found almost everywhere in the streets of Surabaya. Taking a taxi could be as reliable as using a personal car. At 'flag fall' the meter (argo) starts around at IDR 5K – 7K (for regular taxi).





Online Transport

In this digital era, online transportation has become one of the popular means of transportation. We can use it through an online transportation application or website. Some online transportation that is rife and often used by students and the general public are: Gojek and Grab.

Driving

Other options besides using public transportation or online transportation are using private vehicles or rental vehicles. To get a rental vehicle, you can visit several vehicle rental services around the campus.

6. Health and Well-being Services

Health Insurance

All Unesa students have a health insurance and provided with health insurance card for each student.

The University Health Service

Polyclinic provides assistance to civitas academica of Universitas Negeri Surabaya who needs health services. Universitas Negeri Surabaya Polyclinic is located in two campus area, one namely Poliklinik Kampus Ketintang is located in front of the Multipurpose Building, while the other one is located within the Faculty of Sports Sciences area. Every year, polyclinic carries out medical tests for Universitas Negeri Surabaya prospective new students, which is color blind test, free from drug use test.

For further information: <https://www.unesa.ac.id/page/id/upt-poliklinik/>



7. Safety

Safety at the University

This Unesa Security Service ensures your campus is secure 24 hours a day, seven days a week. There also safety sips and safe pedestrian routes around the University. Security staff are friendly, trained to help and are committed to keeping you safe.



Pedestrian Safety

Some helpful tips:

1. Always cross at traffic lights when the green signal flashes or at pedestrian (zebra) crossings.
2. Always look to the left and then the right and the left again when crossing the road, even at traffic lights and pedestrian crossings.
3. Walk on footpaths (sidewalks) wherever possible.

Bush Safety

Surabaya and Indonesia have many spectacular national parks and areas of natural beauty we encourage you to explore and enjoy safely by applying these tips:

1. Make sure someone knows where you are going, try to go with others, preferably a guide who is familiar with the area.
2. Wear good walking shoes, take a first aid kit, plenty of food and water.
3. Check the weather forecast and take anything you might need if the conditions change – a jumper, rain coat etc
4. Stay on trails and walking tracks and be very careful if you plan to swim in lakes or rivers. Do not dive in and look for signs advising of any dangers.
5. Do not feed or touch animals.
6. Know emergency first aid and try to stay within mobile phone range.



8. Things to do Before You Arrive

Travel Arrangements

1. After you accept your offer of a place at the Unesa organise travel arrangements including airline tickets and travel insurance and make sure your passport and student visa are valid for the length of your stay in Indonesia.
2. Ensure your hand luggage complies with your airline's requirements in terms of size and weight. Some airlines will not allow you to carry bottles with liquid in them that are larger than 100ml, aerosol cans or sharp implements in your hand luggage.
3. Pack a folder with your original documents used for Admission of your course (as they may be requested to see) and other important documents (passport, air ticket, travel insurance and other valuables) and place it in your hand luggage. Make sure you take a few photocopies of your passport as well.
4. Check Indonesia's customs and import requirements and identify any items you cannot bring or that you will need to declare at the airport on arrival.
5. Purchase padlocks and address tags for your luggage and secure them to your bags.
6. Pack some of your personal items such as photos, address books with contact details of family, friends and your country's embassy in Indonesia.
7. Have at least IDR5.000.000 in your bank account available for use on arrival in Sydney (plus approximately IDR1.500.000 in cash). You can exchange most currencies at the airport but you can do this before your arrival. Most businesses including taxis accept credit cards but there may be a surcharge.

Packing

1. Surabaya is mostly dry. It rarely has extreme weather conditions –yet make sure you pack clothes for all weather conditions including jumpers and jackets.
2. There are easily accessible, relatively cheap clothes, bedding, stationery and other supplies available across Surabaya. You do not need to weigh down your luggage with too many toiletries or other items that you can purchase after you arrive.
3. Don't forget to check with your airline what the maximum your luggage can weigh so you don't have to pay excess luggage charges.

Documentation

Ensure you bring translated copies (where possible) of the following documents with you:

1. Valid passport and photocopies of passport and student visa
2. Travel documents (itinerary, tickets, travel insurance) and a list of goods you are bringing to Indonesia for yourself, as well as customs
3. All offer letters sent to you by the university and receipts of payments you have made
4. All original documents used for Admission of your course (as they may be requested)
5. Identification such as certified copy of birth certificate, driver's licence, international drivers licence (if needed)
6. Credit cards, travellers cheques and bank account records
7. Any previous reference letters written by landlords, employers etc to assist in obtaining accommodation or work (if allowed under your visa)

8. Referral letters from your doctors if you require specialist care or medications while you are in Indonesia, as well as information about any relevant medical history or chronic conditions that will require ongoing treatment in Surabaya.
9. The same documents for any family members travelling with you, including student reports for any school age children



Family Visas

For further information on this matter kindly check https://www.imigrasi.go.id/apply_ri/other/joinfamily/

Schools and Child Care

1. Information about schooling, school fees and child care in Surabaya can be found at the Surabaya Department of Education website: <https://dispendik.surabaya.go.id>
2. School fees may apply at some private and public schools.

9. Get to know Surabaya

Travel Arrangements



Known fondly as 'The City of Heroes' for the pivotal role that the city played in the Indonesian freedom struggle, Surabaya is one of Indonesia's most enigmatic cities. Surabaya is the commercial and administrative capital of East Java, a flourishing business and industrial centre and the province's main port. Second only to Jakarta in size and importance, the city has a population of around 2.9 million residents. From the port area of Tanjung Perak ferries leave regularly for Madura, and air services from and to Surabaya's Juanda Airport in Sidoarjo connect the city with Jakarta, Yogyakarta, Bali and other parts of Indonesia.

Surabaya is an advanced capital undergoing rapid change. Former negative reports about the city from foreign visitors are thus clearly unwarranted today. In fact, Surabaya now enjoys the reputation as being the cleanest city in Indonesia, equipped with every modern facility and offering a standard of accommodation to suit every taste and budget. Places of interest for the tourist require Kalimas harbour and Kampung Arab in the old part of town, the Mpu Tantular Museum, as well as one of the largest zoos in south east Asia.

Surabaya is located at the centre of the northern coast of East Java Province, bounded by the Java sea in the north and east, the Gresik regency in the west, and Sidoarjo regency in the south. The topography is mainly flat at about 3-6m above sea level, but in the west, two low ridges from west to east have an elevation of about 20-30m above sea level. The lower hill slopes have tended to be occupied by low income groups because of the low cost of site development. The high ground has become popular for high income group settlement, now that there are good access road and water supply.

The tropical climate has two main identifiable seasons. The dry season generally lasts from May to October, and the wet or rainy season from November up to April. The heaviest rains normally occur between December and January. wind velocity normally ranges from 3 to 20 knots and is relatively constant throughout the year. The mean annual rainfall is 1,321 mm, and the highest monthly mean rainfall is about 260 mm, usually in January. The lowest temperature, usually in February, is about 25.5 Celsius and the highest temperature is 33.0 Celsius in October. The average annual temperature is 27.8 Celsius.



Surabaya's dominant roles, both national and regional, have changed little since it emerged as a major administrative and trading centre of the East Indies in the early 18th century. The development of urban Surabaya since this time has therefore been related to study growth to meet increasing demand, rather than any change in role or function. Since the governments 1960s city policy, Surabaya has functioned as an industrial, commercial, maritime, education and government city. This multi-function policy has required Surabaya to provide land for industrial areas and infrastructure support facilities.

The country's second-largest urban settlement, Surabaya today reflects the influences of its many occupants. Arab Quarter, with its mazy grids of lanes, one of Indonesia's largest Chinatowns, and the remaining vestiges of classically beautiful Dutch colonial-era buildings all make up Surabaya's heritage. Surabaya comprises of various ethnicity and religious group. From Masjid Agung to Gereja Kepanjen, and Jagad Karana Temple to Four-faced Buddha Monument. The northern Surabaya for instance, is known for its assimilation between the Chinese, Arabic, and Madurese.

The best time to visit Surabaya is on May. Every may, Surabaya offers a plethora of cultural festivals to celebrating its anniversary. Among the festivals, the flower parade and Festival Rujak Uleg are renowned among the tourists. In festival rujak uleg, tourist could experience and witness themselves to "grind" and taste the authentic rujak uleg.



Places to Explore in Surabaya:

1. Four-faced Buddha Monument



The Four Faced Buddha monument has a total 36 meters (including dome) height. It is opened for public on 9 November 2004, and it consumed $\text{Rp}4$ billion rupiahs. It is built in farm with a width of 1,5 hectares, inside a building with length 9 meters, wide 9 meters and height 36 meters. If we see altogether, it contains of number 9, beside it referenced by similar monument in Thailand, the number 9 is also has special meaning for Buddhists.

2. Bungkul Park

Bungkul Park is one of open green area and pledge culture artifact. The existence of Bungkul Park that encircled by trees and green grass bring big benefits to reduce air pollution and also as social environment in vicinity. Around the park, there is Mbah Bungkul grave, the pioneer of the name. According to GH Von Faber, Bungkul funeral Complex had been there since the Hindu era. The grave arch and fence shows Java Hindu architecture style from Majapahit era. The Graves were resided around year of 1930, far before Islam came into Java Island. Since Dutch colonial era, the existence of Bungkul Park was defended by the government of town. The location of Bungkul Park that resides in the middle of Dutch real estate can be seen as a respect of the urban planners at that time. At the west side of the Grave, there is an open space which usually used for various events in Surabaya publics, like sport, artistry, campaign and others. The area around Mbah Bungkul grave is also crowded by food and beverage merchants. Therefore, Bungkul Park is expected to be the ideal city park.



3. Cheng-hoo Mosque



Cheng Hoo Mosque is a Chinese Muslim nuanced Mosque located at Jalan Gading, Genteng, Surabaya, $\hat{A}\pm 1.000$ m north of Surabaya City Hall Building. This mosque was founded on the initiative of the Elder, advisors, administrators PITI, and management of the Foundation Haji Muhammad Cheng Ho Indonesia of East Java and Chinese community leaders of Surabaya.

4. Health Museum of Dr. Adhyatma, MPH



The museum collects and displays health historical items since the earlier time until now. Formally on September 14, 2004, the Minister of Health inaugurated the museum and named "Health Museum of Dr. Adhyatma, MPH - MOH". materials: books, magazines, recording tapes, video footage and others. Library materials allows for the deepening of cultural studies in health. The collection is include all of historic objects in health services from various regions, race / ethnicity, religion / beliefs, etc; has realized in: the original object, object imitation, replica, photograph or image.

5. Hong Tiek Tian Temple

Hong Tiek Tian Temple, is the oldest temple in Surabaya which was built by Tartar troop on Khu Bilai Khan emperor era on the early of Mojopahit Kingdom. This religious place is visited by many people. Besides that every day there is Pho Tee Hi wayang show with Chinese stories. It located on Jl. Dukuh (North Surabaya) near Chinese Town.

6. House of Sampoerna



Situated in “old Surabaya”, this stately Dutch colonial style compound was built in 1858 and is now a preserved historical site. Previously used as an orphanage managed by the Dutch, it was purchased in 1932 by Liem Seeng Tee, the founder of Sampoerna, with the intent of it being used as Sampoerna’s first major cigarette production facility. This complex consisted of a wide central auditorium, two smaller buildings in east wing and occidental and some wide barns with one floor behind central auditorium. The buildings that stay in both auditorium wings is then turned into family house, whereas big barns looks like a warehouse exploited for tobacco and clove processing, to catch, stick it and packing, printing office and finished goods processor.

7. Jagad Karana Temple



The Grand Jagat Karana Temple is opened first time by The Staff Chief of KODAMAR V Maritime Commodore R. Sahiran at Saraswati day Saturday Umanis Wu Watugunung 29 November 1969. This temple is located in Lumba-Lumba Street 1 Surabaya. This temple had a restoration, based of Wahono support and declared on 26 September 1987. Above the inscription is written a sentence that say:

Karya Agung Lenteg Linggih

Pura Agung Jagat Karana

Saniscara Umanis Watugunung

Tang - ping 3 sasih kapat 1909 C

Bale manusia yadnya

The various religious activities of Hindu believer in Surabaya are often focused here. They are Galungan, Kuningan, Saraswati, Melasti, Pecaruan and other. With celebration of Nyepi or New Year Saka, it is expected the Hindu members will cope to increase the Sradha and Bhakti to create the harmonious public, peace, and secure and prosperous.

8. Jalesveva Jayamahe Monument



Monument of Jalesveva Jayamahe (Monjaya) is great evidence and very amaze suborder masterpiece. An endowment of high history value, as the reflection of the highness of Indonesian nation as the maritime nation one. The other meaning of this statue figure is as the readiness symbol to receive the devotion from generation to the next generation.

This monument is a statue as high as 30,6 meters, which sustained by a building as high as 30 meters. This statue depict a Commandant of Indonesian Maritime Army complete with his honour sword upstanding to stare towards the sea fully confidence and seriousness ready to dash against the wave and go through storm, which have shown, that is the aspiration of Indonesian nation.

9. Jembatan Merah

Translated as The Red Bridge which located at North Surabaya, in whose surrounding is one the most savage fighting ever seen on Java. The battle of Surabaya began on 10th November 1945, less than three months after the proclamation of the Indonesian Independence Day which readed in Jakarta and it was right here that Brigadier General Mallaby from England was killed. Further down the red bridge is the china town which surrounding packed with buildings of typical Chinese architectural and construction. It is still the most crowded business and trade centre.

Jembatan Merah (Red Bridge) Area was a trade area that grows as the consequence of Paku Buwono II Agreement from Mataram with VOC by 11 Novembers 1743. In that agreement some of north coast areas, include Surabaya, delivered his domination to VOC. After that, Surabaya resided fully in Dutch power. Now, its position as the centre trade is always taken place. Around the bridge, there is economic indicators, include one of them is Jembatan Merah Plaza.

10. Karet Street (Chinesevorstraat)



Walk alongside of Karet Street area has seen the line of tens of building with ancient and unique architecture. Its paint is mostly matt closed dirt. Mostly is impressed uninhabited house. Since morning until evening, this street is very stirring traffic because it is the access towards Kembang Jepun Street. There are many stripper buildings that functioned as warehouse so that many large size trucks parked through this street.

11. Kembang Jepun

Kembang Jepun is the eldest area in Surabaya city, because it resides in Kalimas stream and close to Tanjung Perak port. In its ancient building line even most, its paint is sleazy and dusty and matt enunciated because as the commerce centre. But, here exactly the history of Surabaya city is started, business activity has never desisted. Office stationery shop, diesel engine, bank, textile, fashion had completed the existence of this area.

12. Kelahiran Santa Perawan Maria Church

The Roman Catholic Church of Kelahiran Santa Perawan Maria, which in its development is also, recognized with The Roman Catholic Kepanjen. This name is more knowledgeable because this church location resides in Kepanjen Street number 4-6 Surabaya. The Church that being built in 1899 is the eldest church in Surabaya, but has just been applied one year then post it development. This postponement is caused by the church function, which have time to be displaced functioned as field hospital to overcome cholera epidemic.



13. Sanggar Agung Temple

Klenteng Sanggar Agung or Hong San Tan temple is a temple for Buddhist, Tao and Kong Hu Cu followers. Located in Sukolilo Street 100, Kenjeran Beach. Like any other temples that we can find, Sanggar Agung temple has particular in design and also in its atmosphere, the design is very unique and quite sophisticated. From the very inside of the building, the back side is outstandingly amazing with the great goddess of Kwan Im Pouw Sat statue and four statues for the guardians, which is one of them is Kwan Kong, the god of war. There are also two dragon's statues over the goddess and the guardians that look strong and firm in 6 meters long. The Kwan Im statue has 20 meters high, and look nice over the beauty of the masterpiece. Those statues are built after less than 2 years from the temple was build.



14. Pasar Genteng

Wish present typical of Surabaya? Stop to Genteng market Surabaya. In this traditional market is available of typical food of Surabaya like krupuk, saline fish, flaky or krnting fish and food types from crop growing on the sea. For example: flaky lorjuk, prawn, eggplant, and tripang. All snacks or light food and the complement eat that have been be tidy is good in plastic and also box. Not only crisply smell and felt fish and just prawn being marketed in Genteng Market. Fruits taste crisply like salak, mango, banana, jackfruit and pineapple are around the special shop and kiosk that seller typical snack of Surabaya.

15. Monumen Kapal Selam

Monkasel, the original KRI Pasopati 410 submarine next to the Surabaya Plaza shopping center. It is 76.6 meters long and 6.3 meters wide. It was moved from Ujung to this location on July 1st, 1995, after the museum was officially opened by Arief Kushariadi, the Naval Commander of the Republic of Indonesia on June 27, 1998.



16. Ampel Mosque and Arabic Settlement

Entering Ampel mosque area just like resides in Mid-East country. The typical aroma direct fragrant when we arrive there. Mosque that being built by Raden Rahmatullah in 1421, is reside in Ampel Street Surabaya. The pilgrim arrival or the visitor will be greeted by the merchants who sell various supplies to pray and also souvenir like godly clothes, prayer beads, cowl, cap, perfume to date. As one of the eldest mosques and most crowded in Surabaya, Ampel Mosque have special story with 'Sunan Ampel', one of 'Wali Songo' who have an effect in broad Islam in Java. Sunan Ampel Mausoleum located in building west of Ampel Mosque. When its firstly built, this fairish mosque 45 m x 45 m with number of pillars which made from teak wooden 16 each fruits is length 17 m without extension. Its diameter is about 60 cm. So this thing becomes a question mark and idiosyncrasy. At that moment there are not heavy equipments yet and few numbers of men, how to do the Mosque building.

17. Surabaya Zoo



The largest zoo and complete in Southeast Asia and divided to some places for birds, freshwater aquarium and brine, quarantine Toxidemi, night animal (nocturia) and various mammals (mammal). In Special place, there is also porpoise (pesut mahakam) and mermaid. Surabaya Zoo located in Setail Street 1 Surabaya (Wonokromo - beside Joyoboyo station area), KBS is big zoo and complete. It is in it are dwelt more than 351 composing different animal species more than 2806 animals. Include Indonesia rareness animal and also world consisted of Mammalian, Aves, Reptile, and Pisces.



18. Heroes Monument & Surabaya Sepuluh November Museum

The warrior monument is located in Tembaan Street. It had built for the agenda of giving high respect to all warriors that had killed during big encounter to fight against ally army being hitchhiked by NICA, which wish to occupy Surabaya in 10 Novembers 1945. It is located in front of luxury Governor office. Besides as the big monument as high as 45 foot/feet, for the same purpose, in some famous places as battlefield at that time, have been made a heroic statue like Jayengrono garden (Red Bridge), Plaza Contong, in Tais Nasution street (Sharp-pointed Bamboo), Foreland and in Kombes Pol. M . Duriyat street.



19. Mangrove Ecotourism

This eco-tourism in Surabaya is well-known as Pamurbaya, Pantai Timur Surabaya referred to Surabaya Eastern Beach, this object is quite new but having a rich beauty like any other objects in East Java. This object is located in Gunung Anyar, the way to UPN university and reachable by any vehicles. You can rent the boat to down the river that full of mangroves plantation, there is also fauna that live within the forest like monkey, type of *Macaca fascicularis* and water bird along the river to the mangrove station.

20. Surabaya North Quay

The newly opened quay in northern Surabaya is related to Port of Tanjung Perak. Port of Tanjung Perak is one of gateways of Indonesia, which becomes goods collector and distribution from and to Eastern Indonesia including East Java. You could interact with the anchored cruise ship or the tourist could indulge themselves to some snacks and foods.



Shopping Centres

The centre of the Indonesian freedom movement, Surabaya is the second largest city in Indonesia. Living in Surabaya would give you different experience in shopping. You could shop from a small kiosk near your house or shop in a biggest shopping mall in Indonesia. Name what you want, either daily goods or mobile phones, you could easily get it in Surabaya Shopping Centres. Here the list of shopping centres that you should know:

Shopping Malls:

No.	Malls	Address
1	BG Junction	Jl. Bubutan No.1-7, Bubutan, Kec. Bubutan, Kota SBY, Jawa Timur 60174
2	City of Tomorrow	Jl. Ahmad Yani No.288, Dukuh Menanggal, Kec. Gayungan, Jawa Timur 60234
3	Jembatan Merah Plaza	Jl. Taman Jayengrono No.2, Krembangan Sel., Kec. Krembangan, Kota SBY, Jawa Timur 60175
4	ITC Mega Grosir	Jl. Gembong No.20 - 30, Kapasan, Kec. Simokerto, Kota SBY, Jawa Timur 60141
5	Pasar Atum Mall	Jl. St. Kota No.7A, Bongkaran, Kec. Pabean Cantian, Kota SBY, Jawa Timur 60161



6	Maspion Square	Jl. Ahmad Yani No.73, Dukuh Menanggal, Kec. Gayungan, Kota SBY, Jawa Timur 60234
7	Plaza Surabaya	Jl. Pemuda No.33-37, Embong Kaliasin, Kec. Genteng, Kota SBY, Jawa Timur 60271
8	Grand City	Jl. Walikota Mustajab No.1, Ketabang, Kec. Genteng, Kota SBY, Jawa Timur 60272
9	Royal Plaza	Jl. Ahmad Yani No.16-18, Wonokromo, Kec. Wonokromo, Kota SBY, Jawa Timur 60243
10	Galaxy Mall	Jl. Dharmahusada Indah Timur No.35-37, Mulyorejo, Kec. Mulyorejo, Kota SBY, Jawa Timur 60115
11	East Coast Centre	Pakuwon City, Jl. Raya Laguna KJW Putih Tambak No.2, Kejawaan Putih Tamba, Kec. Mulyorejo, Kota SBY, Jawa Timur 60112
12	Ciputra World	Jl. Mayjen Sungkono No.89, Gn. Sari, Kec. Dukuhpakis, Kota SBY, Jawa Timur 60224
13	Tunjungan Plaza	Jl. Jenderal Basuki Rachmat No.8-12, Kedungdoro, Kec. Tegalsari, Kota SBY, Jawa Timur 60261
14	Pakuwon Mall	Jl. Mayjen Yono Suwoyo No.2, Babatan, Kec. Wiyung, Kota SBY, Jawa Timur 60227
15	Plaza Marina	Jl. Margorejo Indah Utara No.97-99, Sidosermo, Kec. Wonocolo, Kota SBY, Jawa Timur 60238
16	World Trade Centre	Jl. Pemuda No.27-31, Embong Kaliasin, Kec. Genteng, Kota SBY, Jawa Timur 60263

You can shop for groceries in most of the mall listed above, but you can shop for groceries outside the malls. Surabayans usually shop for their grocery in Superindo, Hypermart, Giant, Lotte Mart, Hokky, or other shop available. You can also shop for groceries in traditional market. Here the list of traditional market in Surabaya:

1. Pasar Wonokromo Baru
2. Pasar Jembatan Merah
3. Pasar Wonokitri
4. Pasar Gembong Tebasan
5. Pasar Tunjungan baru
6. Pasar Dupak Rukun
7. Pasar Pakis
8. Pasar Dupak Bandarejo
9. Pasar Lakarsantri
10. Pasar Bibis
11. Pasar Kupang
12. Pasar Babaan Baru
13. Pasar Kupang Gunung
14. Pasar Banjarsugihan
15. Pasar Krembangan
16. Pasar Balongsari
17. Pasar Kembang
18. Pasar Ampel
19. Pasar Kedungsari
20. Pasar Tenggilis
21. Pasar Kedungdoro
22. Pasar Sutorejo

23. Pasar Karangpilang
24. Pasar Rungkut Baru
25. Pasar Gayungsari
26. Pasar Pucang Anom
27. Pasar Dukuh Kupang
28. Pasar Panjangjiwo
29. Pasar Dukuh Kupang Barat
30. Pasar Pakis
31. Pasar Genteng Baru
32. Pasar Pacar Keling
33. Pasar Bendul Merisi
34. Pasar Krukah
35. Pasar Bangkingan
36. Pasar Keputran Utara
37. Pasar Wonokusumo
38. Pasar Keputran Selatan
39. Pasar Tidar
40. Pasar Keputih
41. Pasar Sukodono
42. Pasar Kendangsari
43. Pasar Simo
44. Pasar Kapasan
45. Pasar Simogunung
46. Pasar Jalan Kelapa
47. Pasar Pesapen
48. Pasar Gubeng Masjid
49. Pasar Pegirian
50. Pasar Gubeng Kertajaya
51. Pasar Pecindilan
52. Pasar Dinoyo Tangsi
53. Pasar Pabean
54. Pasar Bratang
55. Pasar Manukan Kulon
56. Pasar Ambengan Batu
57. Pasar Kepatihan
58. Pasar Tambah Rejo
59. Pasar Kebalen Barat
60. Pasar Kayoon
61. Pasar Kalianyar
62. Pasar Modern Puncak Permai



Food

There's old saying, When in Rome, do as the Romans do. It applies the same here. But it more like when in Surabaya, eat as the Surabayans eat. When it comes to food culture in Surabaya, You can select quite various delicacy. You can have a Local breakfast, Chinese lunch, and Western dinner in a day. Food culture in Surabaya quite challenging, you may not have the same food for each day in a month, new food almost everyday. From street food to fancy dining, local food to Arabian food are here. Since early 2016, street-food vendors in Surabaya has been accommodated to a dedicated place called Sentra Wisata Kuliner (SWK). Don't worry about the hygiene, it is guaranteed by the Health Department.

Here the list of local food that worth-trying:



1. Rujak Cingur

Rujak cingur is one of many versions of Indonesian rujak, a fruit salad which consists of different tropical fruits, usually served with a spicy and sweet dressing. Rujak cingur is a unique variety, because apart from fruits, it also incorporates vegetables and a rare ingredient – animal muzzle. Some vendors worth trying: Rujak Cingur Ahmad Jaiz, Rujak cingur Genteng Durasim



2. **Lontong Balap**

Lontong Balap is one of traditional meal from Surabaya. According to its name consist of slices of lontong (compressed rice), added with bean sprouts soup, fried tahu (fried tofu), lentho, sweet soy sauce, and sambal petis. Some vendor worth-trying: Lontong balap pak Gendut, Lontong balap Rajawali

3. **Rawon**

Rawon is a unique Indonesian dish with origins in East Java. This flavourful soup is usually made with slow-braised beef and other traditional Indonesian ingredients such as lime leaves, lemongrass, ginger, and chili. However, the key element is buah kluwek, the Indonesian black nut. Some restaurant worth trying: Rawon Pak Pangat, Rawon Setan, Rawon Kalkulator



4. **Sate Klopo**

Sate is a popular and versatile Indonesian dish. It consists of skewered meat served with a sauce. All types of meat can be used to make satay, even some of the exotic varieties such as crocodile or snake meat, but the essential thing is to marinate the meat before grilling. In sate klopo, the meat used usually beef and chicken coated in shredded coconut. The legendary vendor of this delicacy goes to Sate Klopo Ondomohen Bu Asih.

5. **Sego Sambel**

Sego sambel literally translated as Sambal and Rice. Sambal is popular Indonesian chili paste. Usually sego sambel is served with side dish. The side dish is quite various, you can choose fried chicken, fried tempeh, fried tofu, or fried fish. It is common to have some greens in your plate. When you order your sego sambel, please be careful of the sauce. If you do not request the spiciness level, it may be served spicy just like the standard Indonesian. Some vendors worth-trying: Sego sambel Mak Yeye, Sego sambel Ho-Ha, Warung Bu Kris, Penyetan Mbak Noer

6. Nasi Madura

Nasi Madura consist of heap of rice and variety of side dishes. The side dishes mostly meat and sometimes quite extreme, you may find innards served on your plate. But worry-not, you can ask to have meat only, like beef or chicken or squid. Another thing you will find in your plate are shredded coconut, rice noodles, and sambal. Some vendors worth-trying: Nasi Cumi Jalan Waspada, Nasi Madura Bu Hamima, Sego Babat Cak Yasin

7. Nasi Krawu

Nasi Krawu is such the typical food from Gresik, East Java. The character of this kind of food is the fluffier white rice and usually served with Banana leaf instead of plate or often called as 'pincok'. The dish comes from veal cutlet or in Javanese called it shredded, meat stews, chili paste and serundeng. The shredded meat cooked with various spices, tasted sweet because they were given sugar. As for Serundeng (coconut grated with special spices in it), usually has two colors; yellow and orange, which derived from the turmeric when cooked. Nasi Krawu has a very special flavor, especially the side dishes. The shredded meat on Nasi Krawu has distinctive flavor, fleshy and tender. The Serundeng also has vary taste because processed in three flavors: savory, spicy and sweet. This side dishes make the menu rich in flavors. The sambal also adds its savory with spicy taste and terasi flavor that could make you feel always hungry. Then the fluffier rice is the perfect main dish for Krawu. Some vendors worth-trying: Nasi Krawu Buk Tiban, Nasi Krawu Mbuk Suh





8. Soto Ayam Lamongan

As the name suggests, this traditional soto variety originated in Lamongan. Well, Lamongan itself refers to a regency in northern part of East Java. This dish is not exclusively Surabayan dish. It is mainly prepared with chicken cuts that are slowly simmered in broth, along with a spice paste that usually consists of lemongrass, coriander, caraway seeds, galangal, garlic, turmeric, and ginger. The chicken is then shredded, and the dish is typically served with noodles,

cabbage, scallions, boiled eggs, prawn crackers, or other garnishes. Soto Lamongan can be served as a standard soup, but sometimes the main ingredients and the broth may be served in two separate bowls. The dish is typically accompanied by spicy sambal sauce and rice. Some vendors worth-trying: Soto Ayam Lamongan Cak Har, Soto Ayam Lamongan Cak Kan

10. Nasi Kebuli

Nasi kebuli is an Indonesian variation of pilaf. It consists of rice cooked in goat meat broth, goat milk, and clarified butter (most often ghee). It is popular among the Arab community in Indonesia. Nasi kebuli was influenced by Arab culture and its origin can be traced to Middle eastern cuisine, especially Yemeni Arabian influence (Mandi rice) or Kabsa, Indian cuisine influence (Biryani rice), and Afghan influence (Kabuli palaw). Some restaurant worth-trying: Depot Ampel

9. **Bebek Goreng**

Fried duck is an Indonesian delicacy that is prized for its crispiness as well as its tender, succulent meat. The duck is usually cut into pieces, boiled or steamed, and then deep-fried until crispy. Before it is fried, the pieces are generously coated in spices such as garlic, ginger, turmeric, galangal, or coriander. Bebek goreng is eaten throughout the country and is traditionally accompanied by rice, fresh vegetables such as cucumber or cabbage, and the spicy sambal served on the side. Some restaurant worth-trying: Bebek Sinjay, Bebek Palupi, Bebek Kayu Tangan



11. **Mie Ayam**

Mie ayam, mi ayam or bakmi ayam (Indonesian for 'chicken bakmi') is a common Indonesian dish of seasoned yellow wheat noodles topped with diced chicken meat (ayam). It is especially common in Indonesia, Singapore and Malaysia, and can trace its origin to Chinese cuisine. In Indonesia, the dish is recognized as a popular Chinese Indonesian dish, served from simple travelling vendor carts frequenting residential areas, humble street-side warung to restaurants. Some vendors worth-trying: Mie Ayam Kedondong, Mie Ayam Tenda Biru, Mie Ayam & Bakso Pak Jan

10. Procedure at Immigration

Travel Arrangements

All International students who wish to study for 2 – 6 months and more must apply for a Student Visa (VITAS 316), and for less than 60 days staying program must apply Social Vis (VKSB 211A).

Visa application in Indonesia Embassy is required Visa Authorization Letter from Indonesia Ministry, the letter must be applied three (3) months prior the arrival. UNESA International Office will help students to apply for the Visa Authorization Letter after we received transferred Administration and Immigration Fee. Any information will be updated by email.

VISA EXTENSION

VKSB 211A

IDR 355.000 for 30 days extension

VITAS 316

IDR 1.305.000 for 6 months IDR 2.055.000 for 1 year IDR 3.455.000 for 2 years

ADMINISTRATION/IMMIGRATION FEE

Plus \$15 for all Administration and Immigration Fee



A Guide Book *for International Student*



2020

Excellent in Education
Strong in Science

Website
www.unesa.ac.id

Address
LIDAH WETAN CAMPUS
Lidah Wetan Street, Surabaya
East Java, Indonesia
T : +62 31 99424578
E : international_office@unesa.ac.id

KETINTANG CAMPUS
Ketintang Street, Surabaya
East Java, Indonesia